


**Please share this lifesaving message with your loved ones, friends and local community. Together we can save more lives.**

Special thanks to Dr. Gordon Giesbrecht (University of Manitoba, Canada), Laurent Colasse, Kim Burgess, Gerald Dworkin, Global News, Chris Philpot, Bob May and Mary Kay Kidwell.

This message is brought to you with the cooperation of the following organizations:



We welcome additional sponsors to spread this lifesaving message. For more information please email your request to [coalition@resqmefoundation.org](mailto:coalition@resqmefoundation.org). Thank you!

*The contents of this booklet are based on the following scientific publication: Giesbrecht, GG. The Evidence Base for a New 'Vehicle in Floodwater' Emergency Dispatch Protocol, An Emergency Dispatch & Response; 4.2, 2016.*

© copyright 2016 resqme, Inc. and Operation ALIVE - 1st Edition. All rights reserved.



# Turn Around, Don't Drown®

## THE FACTS:


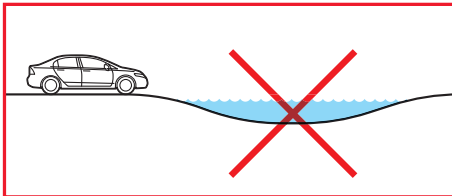
**50%** Of flood-related drownings occur in vehicles

**200** North Americans will drown in their vehicles during a flood this year

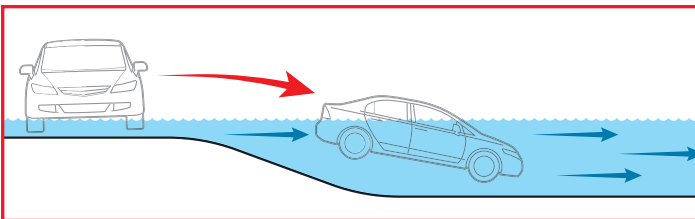
**1 foot (31cm)** of flowing water can move your car off a flooded road into deeper water where your car can sink

**Flash flooding** is the leading cause of weather-related deaths in North America

## TURN AROUND, DON'T DROWN®\*



**Never drive into water on a flooded road.**  
Your vehicle may stall. Or worse...it may float away!



**A vehicle can float in as little as 36-48cm (14"-18") of water.** Once your vehicle floats up off the road, current can move it off the road to deeper water. Your vehicle will sink, and you could drown.

\* NOAA - National Oceanic and Atmosphere Administration

## IF YOUR VEHICLE IS STRANDED IN FLOOD WATER, FOLLOW THESE STEPS:



**SEATBELTS:** Off or cut.  
Confirm that the vehicle is not moving or sinking deeper in the water. It is stable for now.



**WINDOWS:** Open or break.  
Preferably the upstream window.  
**CHILDREN:** Undo their restraints. Oldest to youngest.



If the window can not be opened or broken,  
**OPEN DOOR:** On downstream side.  
**OUT:** Onto the roof, **children first.**



Wait for help as long as vehicle is stable. If vehicle starts to move and sink, prepare to wade or swim to the safest structure for safety (**only if vehicle sinks**).